



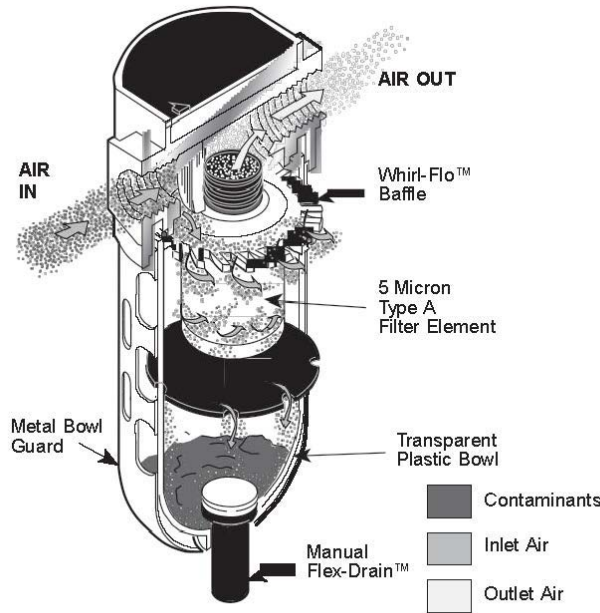
Gauge Sold Separately

Mini Combination Filter/Relieving Regulator (Polycarbonate Bowl)

- Construction: Brass Body, Polycarbonate Bowl, Handles Most Corrosive Environments, 5 Micron Element and Manual Drain
- Regulator Has Large Diaphragm to Valve Area Ratio for Precise Regulation
- 2 - 1/8" NPT Gauge Ports
- Recommended Gauge PSB15-XXX
- Maximum Supply Pressure: 150 psig (10.3 bar)
- Operating Temperature: 40 °F to 125 °F
- Pressure Range: 2 - 125 psi (D)
- Optional Pressure Ranges: 1 - 60 psi (E)
1 - 25 psi (G)
- Optional Piston Drain GRP-96-813

Part No.	NPT	SCFM
MCWBB3-25DPB	1/4	16
SCFM based on Inlet Pressure of 100 psig. Secondary Pressure of 75 psi.		

Particulate Filters

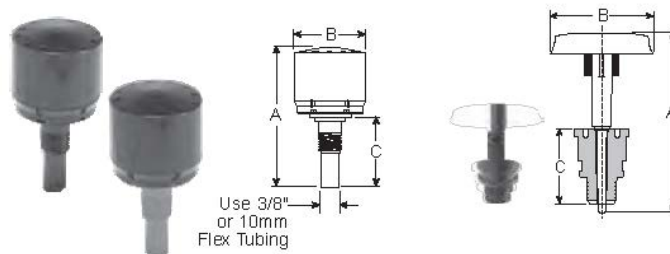


Particulate Filters Remove Solid Particle Contaminants Down to 5 Microns and Separate Bulk Liquids. This Type of Filter is Generally Used in Industrial Applications Where Liquid Water and Oil Along with Harmful Particles Must be Removed From the Compressed Air System. A Particulate Filter Should Also be Used as a Pre-filter for a Coalescing Filter.

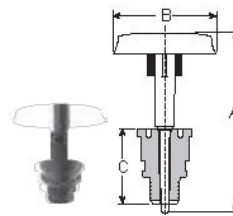
Models MCWF18 and MCWF28 are Modular and Can be Easily Connected to the Same Series Coalescing Filters, Regulators and Lubricators With Joiners, End Blocks and T-brackets. You Can Also Mix and Match Among the Families. The MCWF08 is Also Modular But Has a Different Set of Joiners and Brackets.

Our Filters Come Equipped With a 5 Micron Element as Standard, With the Exception of the MCTF602 Series. The Element Has 50-70% More Surface Area than Most Competitors Requiring Less Frequent Cleaning and/or Replacing of the Element. The 5 Micron Filter Element Provides Superior Filtration, Exceptional Service Life and Minimal Pressure Drop.

Our Filters Come Equipped With a Manual Twist Drain. It Can be Easily Upgraded to an Automatic Drain. The MCWF03, F08, M08 and B08 Series Can be Changed Prior to Installation or In the Field to an Automatic Piston Drain. All Other Filters Can be Upgraded to an Automatic Mechanical Float Drain.

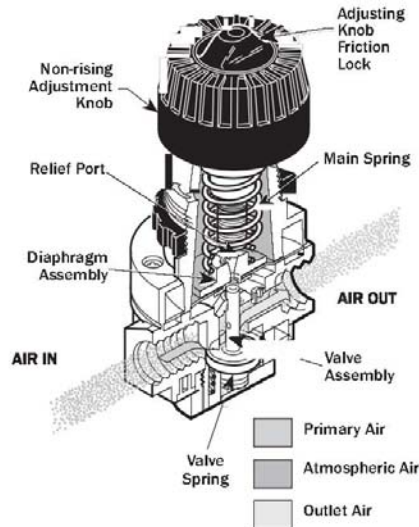


Automatic Drain
 (Nitrile and Fluorocarbon Versions)
 Operating Range
 15 to 250 PSIG (1 to 17 bar)



Automatic Piston Drain
 (08 Series as shown)
 Works with cyclical
 operation of air system.

Relieving Regulators



General Purpose Regulators are Used to Provide a Convenient and Low Cost Method to Reduce Supplied Air Pressure to a Desired Outlet Pressure and Transform a Fluctuating Air Supply to a Relatively Constant Reduced Air Pressure Within the Operating Range of the Regulator.

Operation is Simplified by Turning the Adjusting Knob Clockwise Forcing the Main Spring Downward Onto the Flexible Diaphragm Which Presses Down Onto the Valve Stem. The Diaphragm and Valve Stem Move Downward Forcing the Balanced Valve Off its Seat, Which Allows Air to Flow Past the Valve to the Outlet Side of the Regulator and Downstream to the Air System. A Precisely Positioned Aspirator Tube Communicates Secondary Pressure to the Diaphragm Resulting in Instant Compensation in Order to Maintain the Desired Secondary Set Pressure.

The Diaphragm, Valve Stem and Valve Move Upward, Compressing the Regulating Main Spring. Upward Movement Stops When the Spring Force Acting on the Diaphragm Balances the Pressure Force Acting Below the Diaphragm. For Best Performance, Regulated Pressure Should Always Be Set by Increasing the Pressure Up to the Desired Setting.

For Best Performance Select a Spring Range So That the Desired Secondary Set Pressure Falls in the Middle of the Spring Range. For Example, If the Desired Secondary Set Pressure is 30 psi Select a Regulator With a Spring Range of 0-60 psi.

The Regulators are Tamper Resistant by Pushing Down on the Knob and Clicking the Knob Into Place. For Added Protection the Knob May Be Easily Completely Removed After the Desired Regulated Pressure Has Been Selected.